

Year 6

Calculation policy

Updated September 2024

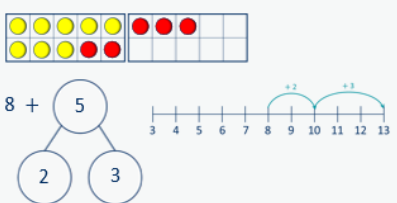
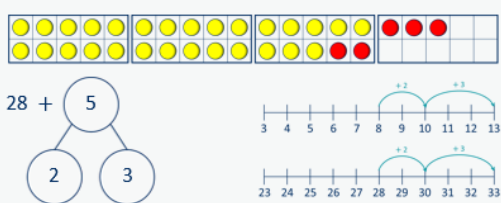
Guidance for teachers

The calculation policy is divided into four sections: addition, subtraction, multiplication and division. At the start of each section, you will find an overview of the progression of skills. Calculations involving decimal numbers and fractions are included.

The calculation policy follows the same concrete, pictorial, abstract approach as our main schemes of learning. Where appropriate, sentence stems and key questions are included alongside the key representations.

Where skills are divided into more than one section across the page, there is a progression in the level of difficulty from left to right.

For example, when adding across a 10, children need to be able to add across 10 itself, before making links with related facts.

<p>Add across a 10</p> <p>Partition the number you are adding to make a full ten.</p>	<p>... can be partitioned into ... and ...</p>  <p>$8 + 5$</p>	<p>I add ... to get to ... then I add ...</p> <p>$8 + 5 = 13$ $28 + 5 = 33$</p>  <p>$28 + 5$</p>
--	--	---

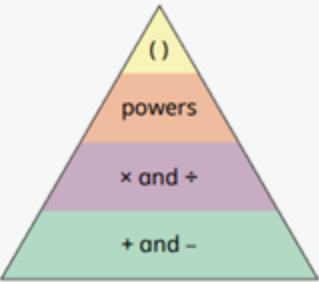

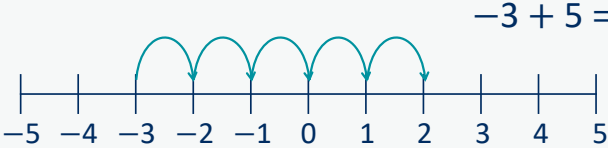
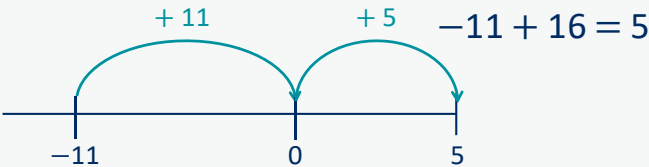
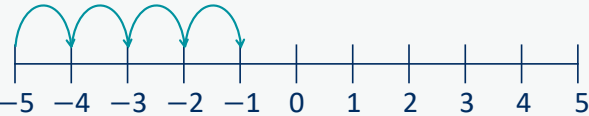
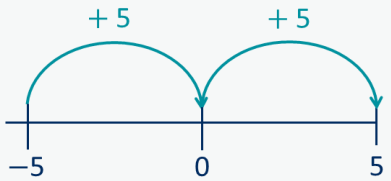
Progression of skills – Addition

Year 5	Year 6
<ul style="list-style-type: none">• Add using mental strategies• Add whole numbers with more than 4 digits• Add decimals with up to 2 decimal places• Complements to 1• Add fractions with denominators that are a multiple of one another	<ul style="list-style-type: none">• Add integers up to 10 million• Add decimals with up to 3 decimal places• Order of operations• Negative numbers• Add fractions

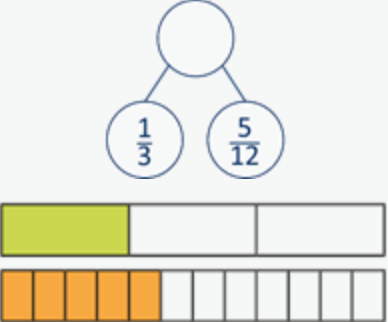
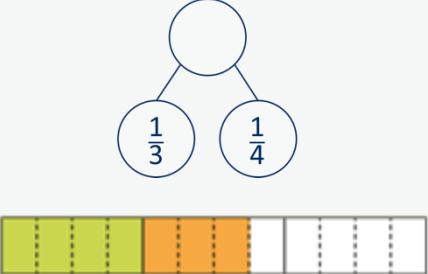
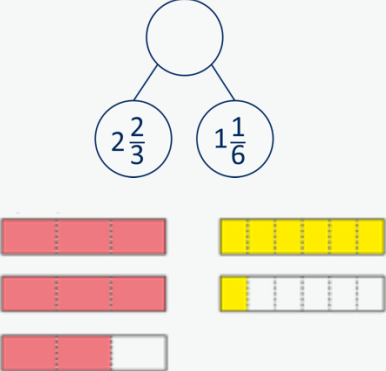
Addition

<p>Year 6</p>	<ul style="list-style-type: none"> • Add larger numbers, using the formal written method of columnar addition. • Use their knowledge of the order of operations to carry out calculations involving the 4 operations. • Calculate intervals across zero. • Add fractions with different denominators and mixed numbers, using the concept of equivalent fractions. 																																																																																																
<p>Progression of skills</p>	<p>Key representations</p>																																																																																																
<p>Add integers up to 10 million</p> <p>Encourage children to estimate and use inverse operations to check answers to calculations.</p>	<table border="1" style="display: inline-table; margin-right: 20px;"> <tr><td></td><td></td><td></td><td></td><td></td><td></td><td></td><td></td><td></td><td></td></tr> <tr><td></td><td></td><td>3</td><td>4</td><td>6</td><td>2</td><td>2</td><td>1</td><td></td><td></td></tr> <tr><td></td><td>+</td><td>1</td><td>8</td><td>4</td><td>3</td><td>2</td><td>1</td><td></td><td></td></tr> <tr><td></td><td></td><td>5</td><td>3</td><td>0</td><td>5</td><td>4</td><td>2</td><td></td><td></td></tr> <tr><td></td><td></td><td>1</td><td>1</td><td></td><td></td><td></td><td></td><td></td><td></td></tr> </table> <table border="1" style="display: inline-table; margin-right: 20px;"> <tr><td colspan="3" style="background-color: #f8d7da;">?</td></tr> <tr><td>2,354</td><td>750</td><td>1,500</td></tr> </table> <table border="1" style="display: inline-table;"> <tr><td></td><td></td><td></td><td></td><td></td><td></td><td></td><td></td><td></td><td></td></tr> <tr><td></td><td></td><td>8</td><td>1</td><td></td><td>8</td><td>5</td><td></td><td></td><td></td></tr> <tr><td></td><td>+</td><td></td><td></td><td>0</td><td>6</td><td></td><td></td><td></td><td></td></tr> <tr><td></td><td></td><td>9</td><td>9</td><td>5</td><td></td><td>8</td><td></td><td></td><td></td></tr> </table>													3	4	6	2	2	1				+	1	8	4	3	2	1					5	3	0	5	4	2					1	1							?			2,354	750	1,500													8	1		8	5					+			0	6							9	9	5		8			
		3	4	6	2	2	1																																																																																										
	+	1	8	4	3	2	1																																																																																										
		5	3	0	5	4	2																																																																																										
		1	1																																																																																														
?																																																																																																	
2,354	750	1,500																																																																																															
		8	1		8	5																																																																																											
	+			0	6																																																																																												
		9	9	5		8																																																																																											
<p>Add decimals with up to 3 decimal places</p> <p>Progress to numbers with digits in different place value columns.</p> <p>Encourage children to check that they have lined up the columns correctly.</p>	<p>I do/do not need to make an exchange because ...</p> <table border="1" style="display: inline-table; margin-right: 20px;"> <tr><td style="background-color: #f8d7da;">0</td><td style="background-color: #fff3cd;">Tth</td><td style="background-color: #d4edda;">Hth</td><td style="background-color: #d1ecf1;">Thth</td></tr> <tr><td>●●●</td><td>●</td><td></td><td>●●●●</td></tr> <tr><td>●●</td><td>●</td><td>●●●</td><td>●●●●</td></tr> <tr><td>●●</td><td>●</td><td>●●●</td><td>●●●●</td></tr> <tr><td>5</td><td>2</td><td>6</td><td>2</td></tr> </table> <table border="1" style="display: inline-table; margin-right: 20px;"> <tr><td></td><td></td><td></td><td></td><td></td><td></td></tr> <tr><td></td><td></td><td>3</td><td>1</td><td>0</td><td>8</td></tr> <tr><td></td><td>+</td><td>2</td><td>1</td><td>5</td><td>4</td></tr> <tr><td></td><td></td><td>5</td><td>2</td><td>6</td><td>2</td></tr> <tr><td></td><td></td><td></td><td></td><td>1</td><td></td></tr> </table> <table border="1" style="display: inline-table;"> <tr><td></td><td></td><td></td><td></td><td></td><td></td><td></td><td></td></tr> <tr><td></td><td></td><td>1</td><td>5</td><td>0</td><td>2</td><td>7</td><td></td></tr> <tr><td></td><td>+</td><td></td><td>9</td><td>5</td><td>8</td><td></td><td></td></tr> <tr><td></td><td></td><td>2</td><td>4</td><td>6</td><td>0</td><td>7</td><td></td></tr> <tr><td></td><td></td><td>1</td><td>1</td><td></td><td></td><td></td><td></td></tr> </table>	0	Tth	Hth	Thth	●●●	●		●●●●	●●	●	●●●	●●●●	●●	●	●●●	●●●●	5	2	6	2									3	1	0	8		+	2	1	5	4			5	2	6	2					1												1	5	0	2	7			+		9	5	8					2	4	6	0	7				1	1										
0	Tth	Hth	Thth																																																																																														
●●●	●		●●●●																																																																																														
●●	●	●●●	●●●●																																																																																														
●●	●	●●●	●●●●																																																																																														
5	2	6	2																																																																																														
		3	1	0	8																																																																																												
	+	2	1	5	4																																																																																												
		5	2	6	2																																																																																												
				1																																																																																													
		1	5	0	2	7																																																																																											
	+		9	5	8																																																																																												
		2	4	6	0	7																																																																																											
		1	1																																																																																														

Addition

Progression of skills	Key representations	
<p>Order of operations</p> <p>Calculations in brackets should be done first. Multiplication and division should be performed before addition and subtraction. *When no brackets are shown and the operations have the same priority, work left to right.</p>	<p>... has greater priority than ..., so the first part of the calculation I need to do is ...</p>  <p>The pyramid is divided into four horizontal sections: a yellow top section labeled '()', an orange section labeled 'powers', a purple section labeled '× and ÷', and a green bottom section labeled '+ and -'.</p>	 <p>Three dot diagrams illustrate the order of operations. The first shows 14 dots arranged in two rows of seven, representing $(3 + 4) \times 2 = 14$. The second shows 11 dots arranged in two rows of six and seven, representing $3 + 4 \times 2 = 11$. The third shows 14 dots arranged in three rows of four, three, and seven, representing $3 \times 4 + 2 = 14$.</p>
<p>Negative numbers</p> <p>Children add to negative numbers and carry out calculations which cross 0</p>	<p>... plus ... is equal to ...</p>  <p>A number line from -5 to 5 with arrows starting at -3 and moving right to 2, illustrating $-3 + 5 = 2$.</p>  <p>A number line from -11 to 5 with arrows starting at -11 and moving right to 0 (labeled '+11'), and then from 0 to 5 (labeled '+5'), illustrating $-11 + 16 = 5$.</p>	 <p>A number line from -5 to 5 with three arrows starting at -5 and moving right to -1, illustrating the difference between -5 and -1.</p> <p>The difference between -5 and -1 is 4</p>  <p>A number line from -5 to 5 with two arrows starting at -5 and moving right to 0 (labeled '+5'), and then from 0 to 5 (labeled '+5'), illustrating the difference between -5 and 5.</p> <p>The difference between -5 and 5 is 10</p>

Addition

Progression of skills	Key representations		
<p>Add fractions</p> <p>Convert fractions to the same denominator before adding. Progress from fractions where one denominator is a multiple of the other, to any fractions and then to mixed numbers.</p>	<p>The denominator has been multiplied by ..., so the numerator needs to be multiplied by ...</p> 	<p>The lowest common multiple of ... and ... is ...</p>  $\frac{1}{3} + \frac{1}{4} = \frac{4}{12} + \frac{3}{12} = \frac{7}{12}$	<p>...is made up of ... wholes and ...</p> 

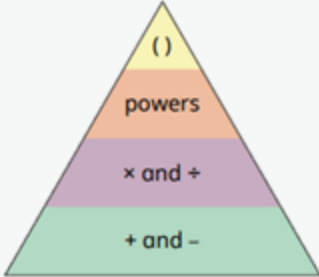
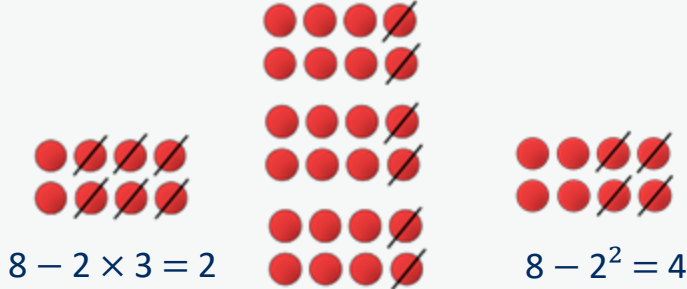

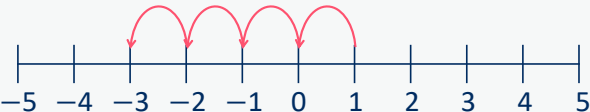
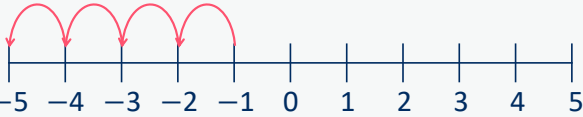
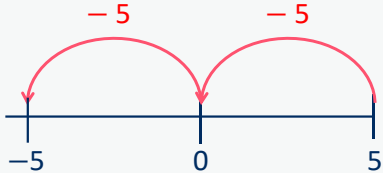
Progression of skills - Subtraction

Year 5	Year 6
<ul style="list-style-type: none">• Subtract whole numbers with more than 4 digits• Subtract using mental strategies• Subtract decimals with up to 2 decimal places• Complements to 1• Subtract fractions with denominators that are a multiple of one another	<ul style="list-style-type: none">• Subtract integers up to 10 million• Subtract decimals with up to 3 decimal places• Order of operations• Negative numbers• Subtract fractions

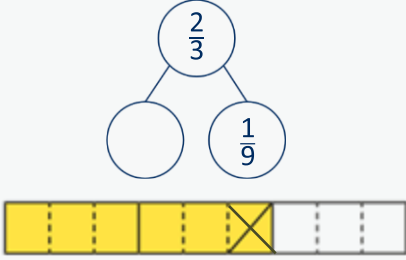
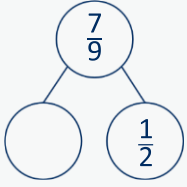
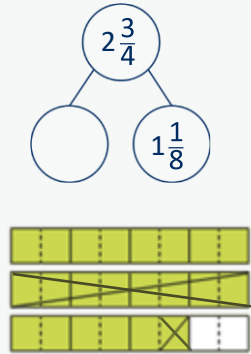
Subtraction

<p>Year 6</p>	<ul style="list-style-type: none"> Subtract larger numbers, using the formal written methods of columnar subtraction. Use their knowledge of the order of operations to carry out calculations involving the 4 operations. Calculate intervals across zero. Subtract fractions with different denominators and mixed numbers, using the concept of equivalent fractions. 																																																																														
<p>Progression of skills</p>	<p>Key representations</p>																																																																														
<p>Subtract integers up to 10 million</p> <p>Encourage children to estimate and use inverse operations to check answers to calculations.</p>	<table border="1" style="display: inline-table; margin-right: 20px;"> <tr><td></td><td></td><td></td><td></td><td></td><td></td><td></td><td></td><td></td></tr> <tr><td></td><td></td><td>2³</td><td>1⁴</td><td>5⁶</td><td>1²</td><td>2</td><td>1</td><td></td></tr> <tr><td></td><td>-</td><td>1</td><td>8</td><td>4</td><td>3</td><td>2</td><td>1</td><td></td></tr> <tr><td></td><td></td><td>1</td><td>6</td><td>1</td><td>9</td><td>0</td><td>0</td><td></td></tr> </table> <table border="1" style="display: inline-table; margin-right: 20px;"> <tr><td colspan="3">4,604</td></tr> <tr><td>2,354</td><td>750</td><td>?</td></tr> </table> <table border="1" style="display: inline-table;"> <tr><td></td><td></td><td></td><td></td><td></td><td></td><td></td><td></td><td></td></tr> <tr><td></td><td></td><td>8</td><td></td><td>4</td><td>8</td><td>5</td><td></td><td></td></tr> <tr><td></td><td>-</td><td>3</td><td>6</td><td></td><td></td><td></td><td></td><td>4</td></tr> <tr><td></td><td></td><td>5</td><td>5</td><td>5</td><td>5</td><td>5</td><td></td><td></td></tr> </table>												2 ³	1 ⁴	5 ⁶	1 ²	2	1			-	1	8	4	3	2	1				1	6	1	9	0	0		4,604			2,354	750	?												8		4	8	5				-	3	6					4			5	5	5	5	5		
		2 ³	1 ⁴	5 ⁶	1 ²	2	1																																																																								
	-	1	8	4	3	2	1																																																																								
		1	6	1	9	0	0																																																																								
4,604																																																																															
2,354	750	?																																																																													
		8		4	8	5																																																																									
	-	3	6					4																																																																							
		5	5	5	5	5																																																																									
<p>Subtract decimals with up to 3 decimal places</p> <p>Progress from the same number of decimal and whole number places to a different number of decimal and whole number places.</p>	<p>I do/do not need to make an exchange because ...</p> <table border="1" style="display: inline-table; margin-right: 20px;"> <tr><td></td><td></td><td></td><td></td></tr> <tr><td></td><td></td><td>6⁷</td><td>1³</td></tr> <tr><td></td><td>-</td><td>1</td><td>3</td><td>4</td></tr> <tr><td></td><td></td><td>5</td><td>3</td><td>9</td></tr> </table> <div style="display: inline-block; text-align: center;"> <table border="1" style="border-collapse: collapse;"> <tr><td style="background-color: #f8d7da;">0</td><td style="background-color: #d4edda;">Tth</td><td style="background-color: #d4edda;">Hth</td><td style="background-color: #d4edda;">Thth</td></tr> <tr><td></td><td></td><td></td><td></td></tr> <tr><td></td><td></td><td></td><td></td></tr> <tr><td>0</td><td>9</td><td>7</td><td>5</td></tr> </table> </div> <table border="1" style="display: inline-table; margin-left: 20px;"> <tr><td></td><td></td><td></td><td></td><td></td></tr> <tr><td></td><td></td><td>1¹⁵</td><td>1¹</td><td>5</td></tr> <tr><td></td><td>-</td><td>0</td><td>6</td><td>4</td></tr> <tr><td></td><td></td><td>0</td><td>9</td><td>7</td><td>5</td></tr> </table>							6 ⁷	1 ³		-	1	3	4			5	3	9	0	Tth	Hth	Thth									0	9	7	5								1 ¹⁵	1 ¹	5		-	0	6	4			0	9	7	5																							
		6 ⁷	1 ³																																																																												
	-	1	3	4																																																																											
		5	3	9																																																																											
0	Tth	Hth	Thth																																																																												
0	9	7	5																																																																												
		1 ¹⁵	1 ¹	5																																																																											
	-	0	6	4																																																																											
		0	9	7	5																																																																										

Subtraction

Progression of skills	Key representations	
<p>Order of operations</p> <p>Children learn the order of priority for operations in a calculation. Calculations in brackets should be done first. Multiplication and division should be performed before addition and subtraction.</p>	<p>... has greater priority than ... , so the first part of the calculation I need to do is ...</p> 	 <p>$8 - 2 \times 3 = 2$ $(8 - 2) \times 3 = 18$ $8 - 2^2 = 4$</p>
<p>Negative numbers</p> <p>Children subtract from positive and negative numbers and calculate intervals across 0</p>	<p>... minus ... is equal to ...</p> <p>$-1 - 4 = -5$</p>  <p>$1 - 4 = -3$</p> 	 <p>The difference between -5 and -1 is 4</p>  <p>The difference between 5 and -5 is 10</p>

Subtraction

Progression of skills	Key representations		
<p>Subtract fractions</p> <p>Convert fractions to the same denominator before subtracting. Progress from fractions where one denominator is a multiple of the other, to any fractions and then subtracting from a mixed number.</p>	<p>The denominator has been multiplied by ..., so the numerator needs to be multiplied by...</p>  $\frac{2}{3} - \frac{1}{9} = \frac{6}{9} - \frac{1}{9} = \frac{5}{9}$	<p>The lowest common multiple of ... and ... is ...</p>  $\frac{7}{9} - \frac{1}{2} = \frac{14}{18} - \frac{9}{18} = \frac{5}{18}$	<p>... is made up of ... wholes and ...</p>  $2\frac{3}{4} - 1\frac{1}{8} = 1\frac{5}{8}$

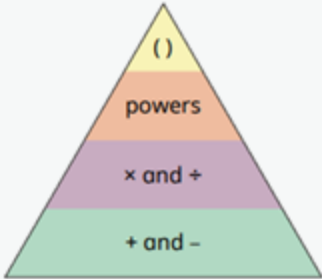





Progression of skills – Multiplication

Year 5	Year 6
<ul style="list-style-type: none">• Multiples and factors• Square and cube numbers• Multiply numbers up to 4 digits by a 1-digit number• Multiply numbers up to 4 digits by a 2-digit number• Multiply by 10, 100 and 1,000• Mental strategies• Multiply fractions by a whole number• Multiply mixed numbers by a whole number• Find the whole	<ul style="list-style-type: none">• Multiply numbers up to 4 digits by a 2-digit number• Multiply by 10, 100 and 1,000• Order of operations• Multiply decimals by integers• Multiply fractions by fractions• Find the whole• Calculations involving ratio

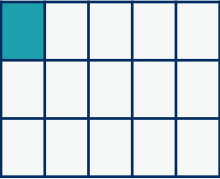
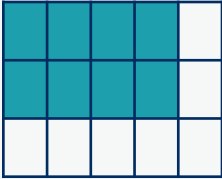
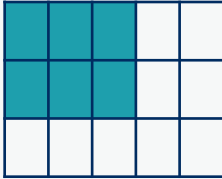
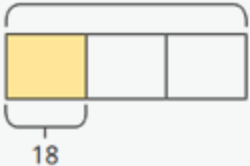
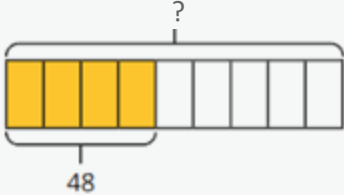
Multiplication

<p>Year 6</p>	<ul style="list-style-type: none"> Identify common factors and common multiples. Multiply multi-digit numbers up to 4 digits by a two-digit whole number using the formal written method of long multiplication. Multiply numbers by 10, 100 and 1,000 Multiply one-digit numbers with up to two decimal places by whole numbers. Use their knowledge of the order of operations to carry out calculations involving the 4 operations. Multiply simple pairs of proper fractions, writing the answer in its simplest form. Solve problems involving the relative sizes of two quantities where missing values can be found by using integer multiplication and division facts. Solve problems involving the calculation of percentages. 																												
<p>Progression of skills</p>	<p>Key representations</p>																												
<p>Multiply numbers up to 4 digits by a 2-digit number</p>	<p>To multiply by a 2-digit number, first multiply by the ones, then multiply by the tens and then find the total.</p> <div data-bbox="1533 749 1906 992" style="text-align: right;"> </div>																												
<p>Multiply by 10, 100 and 1,000 Some children may over-generalise that multiplying by a power of 10 always results in adding zeros.</p>	<p>To multiply by 10/100/1,000, I move all the digits ... places to the left. ... is 10/100/1,000 times the size of ...</p> <table border="1" style="width: 100%; text-align: center;"> <tr> <td style="background-color: #d3d3d3;">M</td> <td style="background-color: #d3d3d3;">HTh</td> <td style="background-color: #d3d3d3;">TTh</td> <td style="background-color: #d3d3d3;">Th</td> <td style="background-color: #d3d3d3;">H</td> <td style="background-color: #d3d3d3;">T</td> <td style="background-color: #d3d3d3;">O</td> <td style="border-left: 1px dashed black;">Th</td> <td style="background-color: #d3d3d3;">H</td> <td style="background-color: #d3d3d3;">T</td> <td style="background-color: #d3d3d3;">O</td> <td style="border-left: 1px dashed black;">Tth</td> <td style="background-color: #d3d3d3;">Hth</td> <td style="background-color: #d3d3d3;">Thth</td> </tr> <tr> <td></td> <td></td> <td></td> <td></td> <td>● ●</td> <td>● ●</td> <td>● ●</td> <td style="border-left: 1px dashed black;"></td> <td></td> <td></td> <td></td> <td style="border-left: 1px dashed black;">● ●</td> <td>● ●</td> <td>● ●</td> </tr> </table> <div style="display: flex; justify-content: space-around;"> <div style="width: 45%;"> <p>$234 \times 10 = 2,340$</p> <p>$234 \times 100 = 23,400$</p> <p>$234 \times 1,000 = 234,000$</p> </div> <div style="width: 45%;"> <p>$0.234 \times 10 = 2.34$</p> <p>$0.234 \times 100 = 23.4$</p> <p>$0.234 \times 1,000 = 234$</p> </div> </div>	M	HTh	TTh	Th	H	T	O	Th	H	T	O	Tth	Hth	Thth					● ●	● ●	● ●					● ●	● ●	● ●
M	HTh	TTh	Th	H	T	O	Th	H	T	O	Tth	Hth	Thth																
				● ●	● ●	● ●					● ●	● ●	● ●																

Multiplication

Progression of skills	Key representations																																																																														
<p>Order of operations</p> <p>Calculations in brackets should be done first. Multiplication and division should be performed before addition and subtraction.</p>	<p>... has greater priority than ..., so the first part of the calculation I need to do is ...</p> <div style="display: flex; justify-content: space-around; align-items: center;"> <div style="text-align: center;">  </div> <div style="text-align: center;">  <p>$(3 + 4) \times 2 = 14$</p> </div> <div style="text-align: center;">  <p>$3 + 4^2 = 19$</p> </div> <div style="text-align: center;">  <p>$3 + 4 \times 2 = 11$</p> </div> </div>																																																																														
<p>Multiply decimals by integers</p> <p>This is the first time children multiply decimals by numbers other than 10, 100 or 1,000. Encourage them to make links with known facts and whole number multiplication.</p>	<p>I know that ... \times ... = ..., so I also know that ... \times ... = ...</p> <div style="display: flex; justify-content: center; align-items: center; margin-top: 20px;"> <div style="text-align: center;">  <p>$6 \times 2 = 12$</p> </div> <div style="text-align: center; margin-left: 20px;">  <p>$6 \times 0.2 = 1.2$</p> </div> </div>	<p>I need to exchange 10 ... for 1 ...</p> <div style="display: flex; justify-content: space-around; align-items: center; margin-top: 20px;"> <table border="1" style="border-collapse: collapse; text-align: center;"> <thead> <tr> <th>O</th> <th>Tth</th> <th>Hth</th> </tr> </thead> <tbody> <tr> <td>1 1 1</td> <td>0.1 0.1 0.1 0.1</td> <td>0.01 0.01</td> </tr> <tr> <td>1 1 1</td> <td>0.1 0.1 0.1 0.1</td> <td>0.01 0.01</td> </tr> <tr> <td>1 1 1</td> <td>0.1 0.1 0.1 0.1</td> <td>0.01 0.01</td> </tr> </tbody> </table> <table border="1" style="border-collapse: collapse; text-align: center;"> <tbody> <tr> <td></td> <td>3</td> <td>4</td> <td>2</td> </tr> <tr> <td>\times</td> <td></td> <td></td> <td>3</td> </tr> <tr> <td></td> <td>1</td> <td>0</td> <td>2</td> </tr> <tr> <td></td> <td></td> <td></td> <td>6</td> </tr> <tr> <td></td> <td></td> <td></td> <td>1</td> </tr> </tbody> </table> </div> <div style="display: flex; justify-content: space-around; align-items: center; margin-top: 20px;"> <table border="1" style="border-collapse: collapse; text-align: center;"> <thead> <tr> <th>H</th> <th>T</th> <th>O</th> <th>O</th> <th>Tth</th> <th>Hth</th> </tr> </thead> <tbody> <tr> <td>2</td> <td>1</td> <td>3</td> <td>0</td> <td>2</td> <td></td> </tr> <tr> <td>2</td> <td>2</td> <td>2</td> <td>0</td> <td>2</td> <td></td> </tr> <tr> <td>2</td> <td>2</td> <td>2</td> <td>0</td> <td>2</td> <td></td> </tr> <tr> <td>2</td> <td>2</td> <td>2</td> <td>0</td> <td>2</td> <td></td> </tr> </tbody> </table> <table border="1" style="border-collapse: collapse; text-align: center;"> <thead> <tr> <th>O</th> <th>Tth</th> <th>Hth</th> </tr> </thead> <tbody> <tr> <td>2</td> <td>1</td> <td>3</td> </tr> <tr> <td>2</td> <td>2</td> <td>2</td> </tr> <tr> <td>2</td> <td>2</td> <td>2</td> </tr> <tr> <td>2</td> <td>2</td> <td>2</td> </tr> </tbody> </table> </div> <div style="display: flex; justify-content: space-around; margin-top: 10px;"> <p>$213 \times 4 = 852$</p> <p>$2.13 \times 4 = 8.52$</p> </div>	O	Tth	Hth	1 1 1	0.1 0.1 0.1 0.1	0.01 0.01	1 1 1	0.1 0.1 0.1 0.1	0.01 0.01	1 1 1	0.1 0.1 0.1 0.1	0.01 0.01		3	4	2	\times			3		1	0	2				6				1	H	T	O	O	Tth	Hth	2	1	3	0	2		2	2	2	0	2		2	2	2	0	2		2	2	2	0	2		O	Tth	Hth	2	1	3	2	2	2	2	2	2	2	2	2
O	Tth	Hth																																																																													
1 1 1	0.1 0.1 0.1 0.1	0.01 0.01																																																																													
1 1 1	0.1 0.1 0.1 0.1	0.01 0.01																																																																													
1 1 1	0.1 0.1 0.1 0.1	0.01 0.01																																																																													
	3	4	2																																																																												
\times			3																																																																												
	1	0	2																																																																												
			6																																																																												
			1																																																																												
H	T	O	O	Tth	Hth																																																																										
2	1	3	0	2																																																																											
2	2	2	0	2																																																																											
2	2	2	0	2																																																																											
2	2	2	0	2																																																																											
O	Tth	Hth																																																																													
2	1	3																																																																													
2	2	2																																																																													
2	2	2																																																																													
2	2	2																																																																													

Multiplication

Progression of skills	Key representations	
<p>Multiply fractions by fractions</p> <p>Encourage children to give answers in their simplest form.</p>	<p>When multiplying a pair of fractions, I need to multiply the numerator and multiply the denominator.</p> <div style="display: flex; justify-content: space-around; align-items: flex-start;"> <div style="text-align: center;">  $\frac{1}{3} \times \frac{1}{5} = \frac{1}{15}$ </div> <div style="text-align: center;">  $\frac{2}{3} \times \frac{4}{5} = \frac{8}{15}$ </div> <div style="text-align: center;">  $\frac{2}{3} \times \frac{3}{5} = \frac{6}{15} = \frac{2}{5}$ </div> </div>	
<p>Find the whole</p> <p>Children multiply to find the whole from a given part.</p>	<p>If $\frac{1}{\square}$ is ... , then the whole is ... \times ...</p> <p>$\frac{1}{3}$ of ___ = 18</p> <div style="display: flex; align-items: center;">  <div style="margin-left: 20px;"> $18 \times 3 = 54$ $\frac{1}{3}$ of 54 = 18 </div> </div>	<p>If $\frac{\square}{\square}$ is ... , then $\frac{1}{\square}$ is ... and the whole is ... \times ...</p> <p>$\frac{4}{9}$ of ___ = 48</p> <div style="display: flex; align-items: center;">  <div style="margin-left: 20px;"> $\frac{1}{9} = 48 \div 4 = 12$ $9 \times 12 = 108$ $\frac{4}{9}$ of 108 = 48 </div> </div>

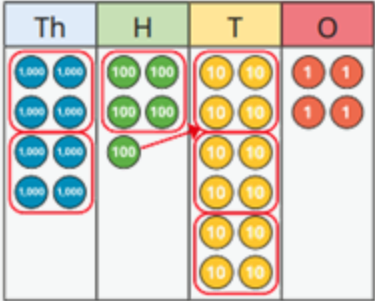
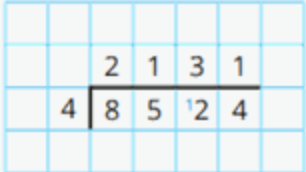
Multiplication

Progression of skills	Key representations																																					
<p>Calculate percentages</p> <p>Children first learn how to find 1%, 10%, 20%, 25% and 50% before using multiples of these amounts to find any percentage.</p>	<p>There are ... lots of ... % in 100%</p> <p>To find ... %, I need to divide by ...</p> <table border="1" data-bbox="576 372 1079 482"> <tr><td colspan="4">100%</td></tr> <tr><td colspan="2">50%</td><td colspan="2">50%</td></tr> <tr><td>25%</td><td>25%</td><td>25%</td><td>25%</td></tr> </table> <p>50% of ... = ... ÷ 2</p> <p>25% of ... = ... ÷ 4</p>	100%				50%		50%		25%	25%	25%	25%	<p>... % is made up of ... %, and ... %</p> <table border="1" data-bbox="1147 358 1908 446"> <tr><td colspan="10">100%</td></tr> <tr><td>10%</td><td>10%</td><td>10%</td><td>10%</td><td>10%</td><td>10%</td><td>10%</td><td>10%</td><td>10%</td><td>10%</td></tr> </table> <p>To find 30%, I can find 10% and then multiply it by 3</p> <p>To find 23%, I can use 10% × 2 and 1% × 3</p> <p>To find 99%, I can find 1%, then subtract from 100%</p>	100%										10%	10%	10%	10%	10%	10%	10%	10%	10%	10%				
100%																																						
50%		50%																																				
25%	25%	25%	25%																																			
100%																																						
10%	10%	10%	10%	10%	10%	10%	10%	10%	10%																													
<p>Calculations involving ratio</p> <p>Encourage children to see the multiplicative relationship between ratios. They will need to multiply or divide each value by the same number to keep the ratio equivalent. Double number lines and ratio tables help children to see both horizontal and vertical multiplicative relationships.</p>	<p>For every ... , there are ...</p> <p>For every 1 adult on a school trip, there are 6 children.</p> <div style="display: flex; align-items: center;"> <div style="margin-right: 10px;">adults</div> <div style="border: 1px solid black; width: 40px; height: 30px; background-color: #fff9c4;"></div> </div> <div style="display: flex; align-items: center; margin-top: 10px;"> <div style="margin-right: 10px;">children</div> <div style="border: 1px solid black; width: 280px; height: 30px; background-color: #c4c400;"></div> </div> <div style="text-align: center; margin-top: 20px;"> <table border="1" data-bbox="1500 768 1825 962"> <thead> <tr><th>Adults</th><th>Children</th></tr> </thead> <tbody> <tr><td>1</td><td>6</td></tr> <tr><td>2</td><td>12</td></tr> <tr><td>3</td><td>18</td></tr> </tbody> </table> <p style="text-align: center;">× 6 (horizontal arrows)</p> <p style="text-align: center;">× 3 (vertical arrows)</p> </div> <div style="text-align: center; margin-top: 20px;"> <table border="1" data-bbox="1369 1129 1902 1282"> <tr><td>0</td><td>1</td><td>2</td><td>3</td><td>4</td><td>5</td><td>6</td></tr> <tr><td colspan="7">Adults</td></tr> <tr><td>0</td><td>6</td><td>12</td><td>18</td><td></td><td></td><td></td></tr> <tr><td colspan="7">Children</td></tr> </table> </div> <p>The ratio of adults to children is 1 : 6</p>		Adults	Children	1	6	2	12	3	18	0	1	2	3	4	5	6	Adults							0	6	12	18				Children						
Adults	Children																																					
1	6																																					
2	12																																					
3	18																																					
0	1	2	3	4	5	6																																
Adults																																						
0	6	12	18																																			
Children																																						





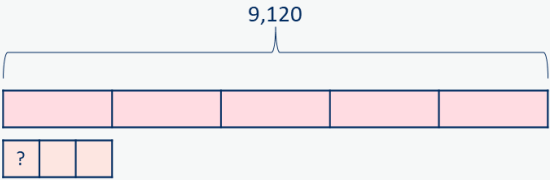
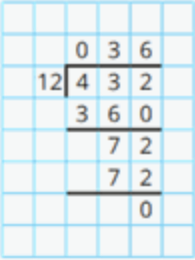
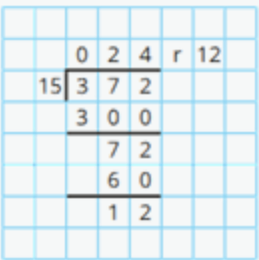
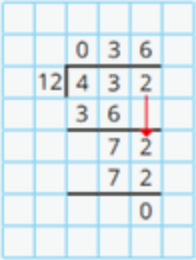
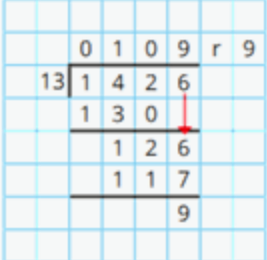
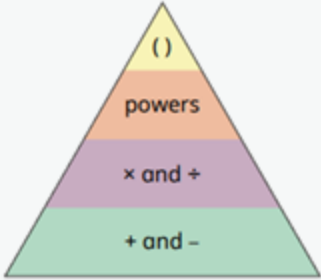


Progression of skills – Division

Year 5	Year 6
<ul style="list-style-type: none">• Mental strategies• Divide numbers up to 4 digits by a 1-digit number• Divide by 10, 100 and 1,000• Fraction of an amount	<ul style="list-style-type: none">• Short division• Mental strategies• Long division• Order of operations• Divide by 10, 100 and 1,000• Divide decimals by integers• Decimal and fraction equivalents• Divide a fraction by an integer• Fraction of an amount• Calculate percentages• Calculations involving ratio






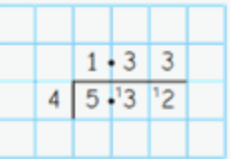

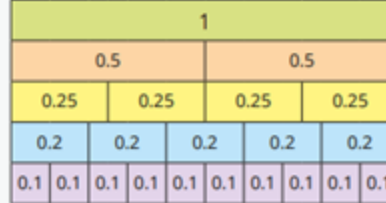
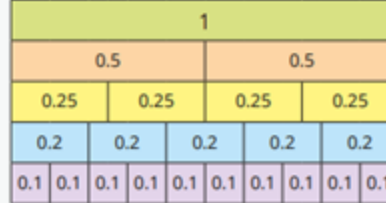
Division

<p>Year 6</p>	<ul style="list-style-type: none"> Perform mental calculations, including with mixed operations and large numbers. Divide numbers up to 4 digits by a two-digit whole number using the formal written method of long division, and interpret remainders as whole number remainders, fractions, or by rounding, as appropriate for the context. Divide numbers up to 4 digits by a two-digit number using the formal written method of short division where appropriate, interpreting remainders according to the context. Divide numbers by 10, 100 and 1,000 giving answers up to three decimal places. Use written division methods in cases where the answer has up to two decimal places. Associate a fraction with division and calculate decimal fraction equivalents. Divide proper fractions by whole numbers [for example, $\frac{1}{3} \div 2 = \frac{1}{6}$] Solve problems involving the calculation of percentages.
<p>Progression of skills</p>	<p>Key representations</p>
<p>Short division</p> <p>Encourage children to interpret remainders in context, for example knowing that “4 remainder 1” could mean 4 complete boxes with 1 left over so 5 boxes will be needed.</p>	<p>There are ... groups of ... hundreds/tens/ones/ in ... I can exchange 1 ... for 10 ...</p>  

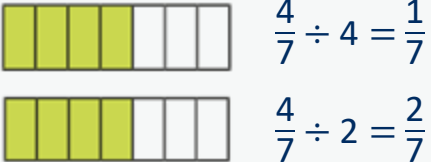

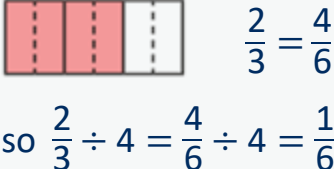
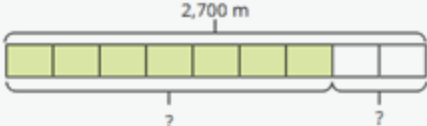
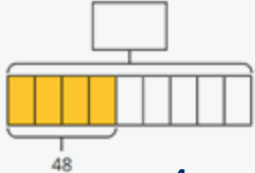
Division

Progression of skills	Key representations	
<p>Mental strategies</p> <p>Include partitioning and number line strategies outlined in Y5 as well as division using factors.</p>	<p>To divide by ... , I can first divide by ... and then divide the answer by ...</p> <p>$240 \div 60 = 240 \div 10 \div 6$</p> <p>240 →  → <input type="text"/> →  → <input type="text"/></p> <p>$480 \div 24 = 480 \div 4 \div 6$</p> <p>480 →  → <input type="text"/> →  → <input type="text"/></p> <p>$9,120 \div 15 = 9,120 \div 5 \div 3$</p> <p></p>	
<p>Long division</p> <p>The long division method is introduced for the first time. Two alternative methods are shown.</p>	<p>Method 1</p> <p></p> <p>(12×30)</p> <p>(12×6)</p> <p></p> <p>(15×20)</p> <p>(15×4)</p>	<p>Method 2</p> <p></p> <p></p>
<p>Order of operations</p> <p>Calculations in brackets should be done first, then powers. Multiplication and division should be performed before addition and subtraction.</p>	<p>... has greater priority than ..., so the first part of the calculation I need to do is ...</p> <p></p> <p></p> <p>$(6 + 4) \div 2 = 5$</p> <p></p> <p>$6 + 4 \div 2 = 8$</p>	



Division

Progression of skills	Key representations	
<p>Divide by 10, 100 and 1,000</p> <p>Encourage children to notice that dividing by 100 is the same as dividing by 10 twice, and that dividing by 1,000 is the same as dividing by 10 three times.</p>	<p>To divide by ... , I move the digits ... places to the right.</p> <div style="display: flex; justify-content: space-around; align-items: flex-start;"> <div style="text-align: center;">  <p>312 ÷ 10 = 31.2 312 ÷ 100 = 3.12 312 ÷ 1,000 = 0.312</p> </div> <div style="text-align: center;"> <p>906 ÷ 10 = 90.6 906 ÷ 100 = 9.06 906 ÷ 1,000 = 0.906</p> </div> </div>	
<p>Divide decimals by integers</p> <p>This is the first time children divide decimals by numbers other than 10, 100 or 1,000</p>	<p>I know that ... ÷ ... = ..., so I also know that ... ÷ ... = ...</p> <div style="display: flex; justify-content: space-around; align-items: center;"> <div style="text-align: center;">  <p>39 ÷ 3 = 13</p> </div> <div style="text-align: center;">  <p>3.9 ÷ 3 = 1.3</p> </div> <div style="text-align: center;">  <p>0.39 ÷ 3 = 0.13</p> </div> </div>	<p>I need to exchange 1 ... for 10 ...</p> <div style="display: flex; justify-content: space-around; align-items: center;">   </div>
<p>Decimal and fraction equivalents</p>	<p>The fraction ... is equivalent to the decimal ...</p> <div style="display: flex; justify-content: space-around; align-items: center;"> <div style="text-align: center;">  <p>$\frac{1}{5} = 0.2$</p> </div> <div style="text-align: center;">  <p>$\frac{2}{5} = 0.4$</p> </div> <div style="text-align: center;">  <p>$\frac{3}{5} = 0.6$</p> </div> </div> <div style="text-align: right; margin-top: 20px;"> <p>$\frac{3}{4}$ is equal to $\frac{\square}{100}$</p> <p>$\frac{3}{4} = \frac{75}{100} = 0.75$</p> <p style="text-align: center;"> ↻ × 25 × 25 </p> </div>	

Division

Progression of skills	Key representations		
<p>Divide a fraction by an integer</p> <p>This is the first time children divide fractions by an integer.</p>	<p>... ones divided by 2 is ... ones so ... sevenths divided by 2 is ... sevenths.</p>  <p>$\frac{4}{7} \div 4 = \frac{1}{7}$</p> <p>$\frac{4}{7} \div 2 = \frac{2}{7}$</p>	<p>I am dividing by ... , so I can split each part into ... equal parts.</p>  <p>$\frac{1}{3} \div 2 = \frac{1}{6}$</p>	<p>... is equivalent to ... so ... \div ... = ... \div ...</p>  <p>$\frac{2}{3} = \frac{4}{6}$</p> <p>so $\frac{2}{3} \div 4 = \frac{4}{6} \div 4 = \frac{1}{6}$</p>
<p>Fraction of an amount</p> <p>Children divide and multiply to find fractions of an amount. Bar models can still be used to support understanding where needed.</p>	<p>To find $\frac{1}{\square}$ I divide by ...</p> <p>$\frac{1}{2}$ of 36 = $36 \div 2$</p> <p>$\frac{1}{12}$ of 36 = $36 \div 12$</p>	<p>If $\frac{1}{\square}$ is equal to ..., then $\frac{\square}{\square}$ are equal to ...</p>  <p>$\frac{7}{9}$ of 2,700 = $\frac{1}{9}$ of 2,700 \times 7</p>	<p>If $\frac{\square}{\square}$ is equal to ..., then the whole is equal to ...</p>  <p>$\frac{4}{9}$ of ___ = 48</p>

Division

Progression of skills	Key representations																																																				
<p>Calculate percentages</p> <p>Children first learn how to find 1%, 10%, 20%, 25% and 50% before using multiples of these amounts to find any percentage.</p>	<p>There are ... lots of ... % in 100%</p> <p>To find ... %, I need to divide by ...</p> <table border="1" data-bbox="576 372 1085 482"> <tr><td colspan="4">100%</td></tr> <tr><td colspan="2">50%</td><td colspan="2">50%</td></tr> <tr><td>25%</td><td>25%</td><td>25%</td><td>25%</td></tr> </table> <p>50% of ... = ... ÷ 2</p> <p>25% of ... = ... ÷ 4</p>	100%				50%		50%		25%	25%	25%	25%	<p>... % is made up of ... %, and ... %</p> <table border="1" data-bbox="1147 358 1908 446"> <tr><td colspan="10">100%</td></tr> <tr><td>10%</td><td>10%</td><td>10%</td><td>10%</td><td>10%</td><td>10%</td><td>10%</td><td>10%</td><td>10%</td><td>10%</td></tr> </table> <p>To find 30%, I can find 10% and then multiply it by 3</p> <p>To find 23%, I can use 10% × 2 and 1% × 3</p> <p>To find 99%, I can find 1%, then subtract from 100%</p>	100%										10%	10%	10%	10%	10%	10%	10%	10%	10%	10%																			
100%																																																					
50%		50%																																																			
25%	25%	25%	25%																																																		
100%																																																					
10%	10%	10%	10%	10%	10%	10%	10%	10%	10%																																												
<p>Calculations involving ratio</p> <p>Encourage children to see the multiplicative relationship between ratios. They will need to multiply or divide each value by the same number to keep the ratio equivalent. Double number lines and ratio tables help children to see both horizontal and vertical multiplicative relationships.</p>	<p>For every ... , there are ...</p> <p>For every 6 children on a school trip, there is 1 adult.</p> <p>adults </p> <p>children </p> <table border="1" data-bbox="1411 696 1922 1036"> <tr><td colspan="2"></td><td>÷ 6</td><td colspan="2"></td></tr> <tr><td>Adults</td><td>Children</td><td></td><td></td><td></td></tr> <tr><td>1</td><td>6</td><td></td><td></td><td></td></tr> <tr><td>2</td><td>12</td><td></td><td></td><td></td></tr> <tr><td>3</td><td>18</td><td></td><td></td><td></td></tr> <tr><td colspan="2"></td><td>÷ 6</td><td colspan="2"></td></tr> </table> <p>The ratio of children to adults is 6 : 1</p> <table border="1" data-bbox="1375 1125 1908 1282"> <tr><td>0</td><td>1</td><td>2</td><td>3</td><td>4</td><td>5</td><td>6</td></tr> <tr><td>Adults</td><td colspan="6"> ----- </td></tr> <tr><td>Children</td><td>0</td><td>6</td><td>12</td><td>18</td><td></td><td></td></tr> </table>				÷ 6			Adults	Children				1	6				2	12				3	18						÷ 6			0	1	2	3	4	5	6	Adults	-----						Children	0	6	12	18		
		÷ 6																																																			
Adults	Children																																																				
1	6																																																				
2	12																																																				
3	18																																																				
		÷ 6																																																			
0	1	2	3	4	5	6																																															
Adults	-----																																																				
Children	0	6	12	18																																																	